
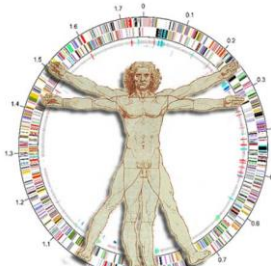


CC
AA
AG
TT
AT
AA



TT
AA
AA
CA
AC
AC



La Saga des Génomes

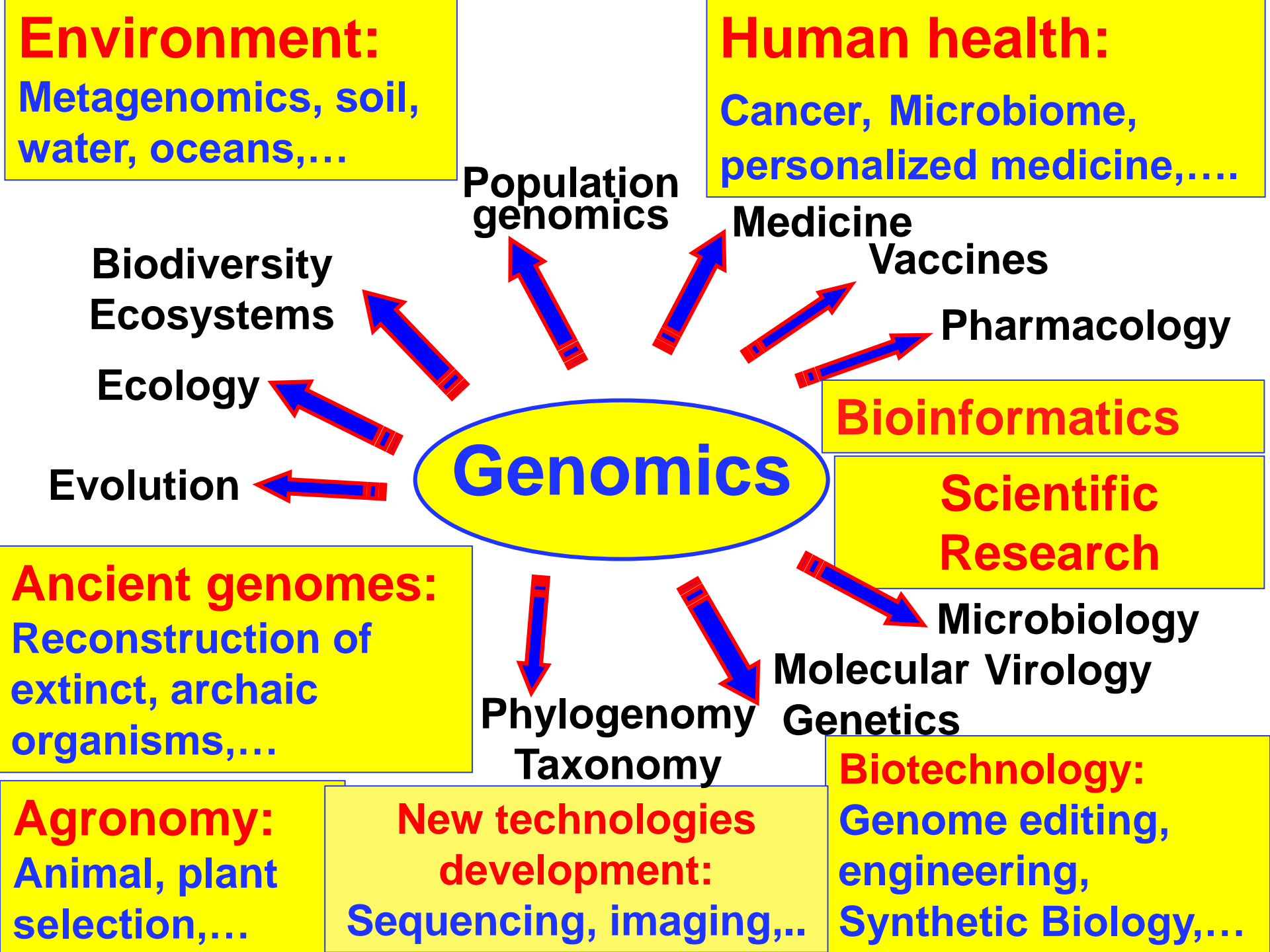
ou

L'Essor fulgurant de la Génomique et de la Bioinformatique

Fredj Tekaiia, Institut Pasteur Paris
tekaia@pasteur.fr

https://webext.pasteur.fr/tekaia/BGA_courses.html

Académie Tunisienne des Sciences des Lettres et
des Arts, *Beit al-Hikma*
Tunis. 19-11-2020.



Plan

I

- **Statistics on Genome Sequencing follow up;**
- **Bioinformatics in the genome era;**
- **Examples of large projects of Genome sequencing;**

II

- **Examples of genome structural variants studies in human;**
- **Examples of Microbiome studies in human;**

III

- **Examples of Ancient genome reconstruction of archaic human and organisms;**

IV

- **Genome Editing: Designing minimal genomes;**

- **Conclusions – Perspectives (Propositions).**

Note: For more details, References are included in each slide

TATTTGATTTTTTGGCTTAATTTTTATGTAATACTTCCCCACAATTTTTTGCCACATATTGTGGATAAAT

BACTERIA

15758

ARCHAEA

353

15/10/2020

Complete sequenced genomes: 16582

- 15758 Bacteria
- 353 Archaea
- 471 Eukaryotes

Total projects: 184088

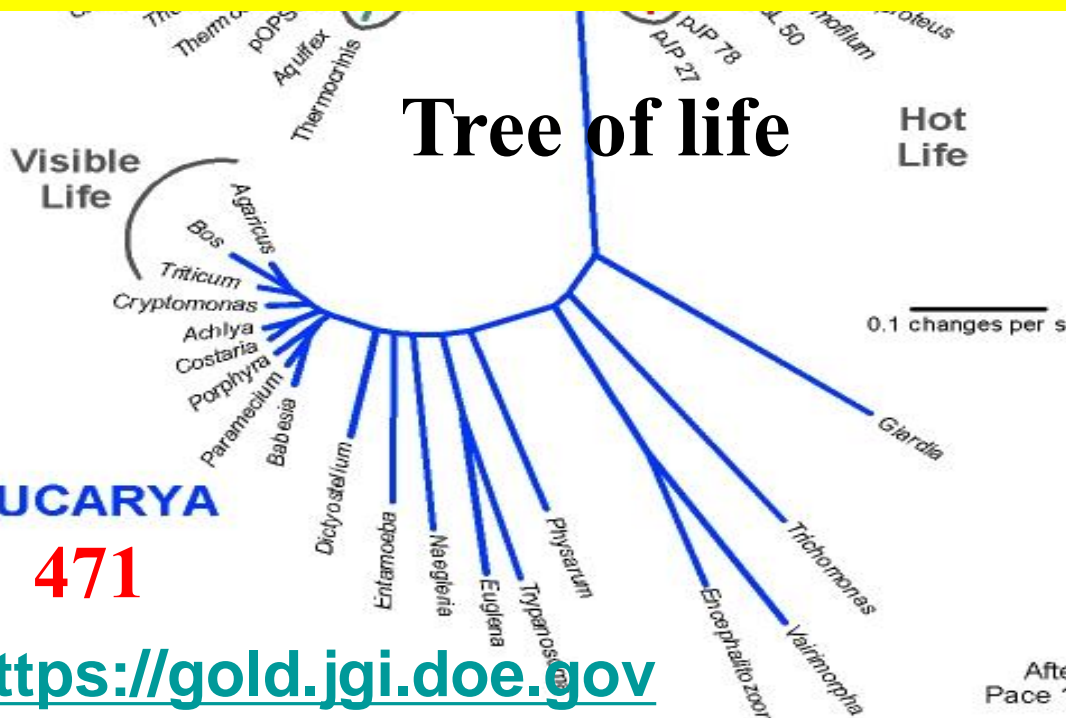
Incomplete genomes: 23228

- 14584 Bacteria
- 218 Archaea
- 8166 Eukaryotes

Permanent Draft genomes: 144278

- 138651 Bacteria
- 1073 Archaea
- 4554 Eukaryotes

Tree of life



Visible Life

Hot Life

0.1 changes per site

After Pace 1997

ACAGACACTAACAATAACAAAGAAGA

EUCARYA

471

<https://gold.jgi.doe.gov>

Viruses: • Completed: 3502 • Permanent draft: 5083

>NC_010163.1 *Acholeplasma laidlawii* PG-8A, complete genome
TATTTGATTTTTTGCTTAATTTTTATGTAATTACTTCCCCACAATTTTTGCCCACATATTGTGGATAAAT
TTTCCACATTTTATTCACAATGTTGATAAGTTGTGTAAGTCGACTTGTTGGCTTTATAAAGCAAATGACA

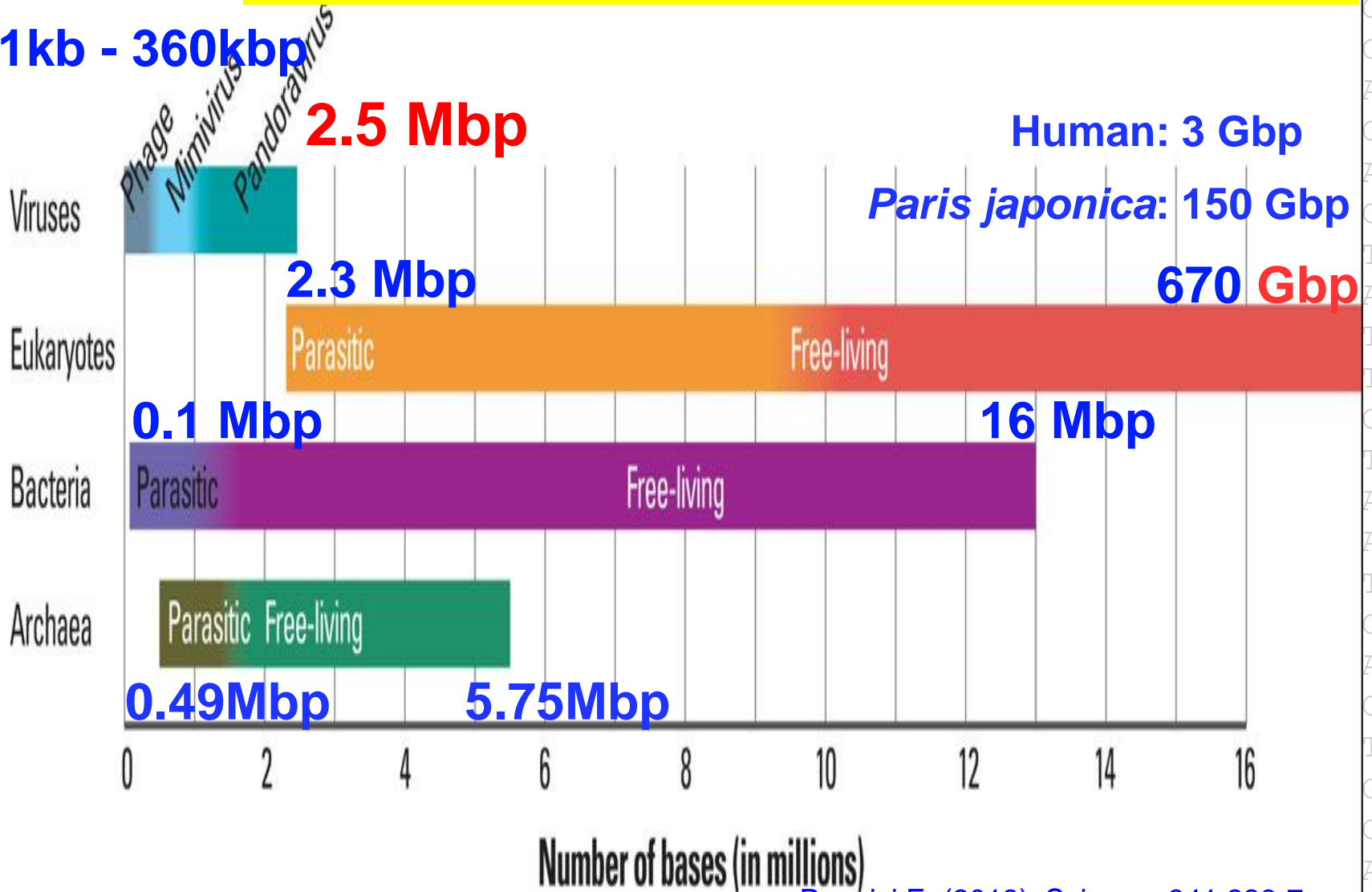
The Genome is an organism's complete set of DNA

GGAGACTTACAACGAGCTATTTCTACCAGTGACTTCTACTTTTAAAGATCAAAAACGGATTACTTACAATG
GTTGT TTTGCTA
CAAAA **Succession of A,T,C or G bases** AGTAGC
TGATCCTTAAATTAACCATGATATATCGTCAAGGGAACTTAACCTCAACCTAATCTTTGACTCTTTTGT
GTTGGAAAATCTAACATGTTTGCTTTTCGTATGGCGATGAAGGTTGCTGATCAACCTGGAGCAGTAGCAA
ACCCTTTCTACATATTTGGTGATGTAGGTTTAGGTAAAACCCATCTTATGCAAGCAATAGGTAACTATAT
ATTAGATAATGATGTCGAAAAACGTATCTTATATGTTAAAGCTGATAACTTTATTGAAGACTTTGTATCT
TTATTATCAAGAAACAAAAATAAGACTGAAGAATTCAATGCTAAATATAAAGATATTGACGTTATATTAG
TAGACGACATCCAAATTATGGCAAATGCTAGTAAAACCTCAAATGGAATTCCTTTAAGCTCTTTGACTACCT
ATATTTAAATAATAACAAATCGTTATAACATCTGATAAACCCAGCTTCACAATTAACAAATATCATGCCA
CGTTTAACGACACGTTTTGAAGCTGGTCTCTCTGTAGACATACAAATACCTGAATTAGAACATAGAATAA
GTATTTTAAAGAGAAAAACAGCTACATTAGATGCCAACTTAGAGGTAAGTGAGGATATTTTAAACCTTTAT
AGCATCTCAATTTGCAGCAAACATTAGAGAAATGGAAGGTGCACTCATTCGTTTAAATTAGTTATGCACAG
ACCTTTAATCTAGAAATTACAATGAATGTTGTTGAAGAAGCACTTGGTGCTGTATTAAAAACTAAGAAGA
AAACAAATGATTTAAACGAAAATAACTACGATAAGATCCAAAGTATTGTAGCAGATTACTTCCAAGTTTC
ATTACCAGACTTAATTGGTAAGAAAAGACATGCTAAATTCACATTACCTAGACATATAGCGATGTATCTT
ATTAACTTAAATACAATATTCCTTATAAAACAATTGGATCTTTATTTAATGATAGAGACCACTCCACAG
TATTATCTGCTTGTGAAAAAGTAGAACGCGATATGAGGATGGATTCGAACTTAAAGTTTGCTGTTGACTC
GATTGTCAAAAAATAGATTCACCATTATTAAAGTGATAAATGTTTATAAAAATGATTAAATGTGGTAAA
ATAAATGGTAGATGAAGCGATTATTGCTAGTTTCCCCTTTCCCACAGACACTAACAATAACAAAGAAGA
AATAATAATTAATAAAAGGGGTAATAATATGAATTTTACAATTGAAAGAGATAT.....

Genome Sizes

Genome Sizes Global view

1kb - 360kbp



Pennisi E. (2013). Science. 341:226-7.

TATTTGATTTTTTGGCTTAATTTTTATGTAATTACTTCCCCACAATTTTTTGCCACATATTGTGGATAAAT

TGGTGCTGTATTAAAACTAAGAAGA

BACTERIA

15758



ARCHAEA

353



15/10/2020

Complete sequenced genomes: 16582

- 15758 Bacteria
- 353 Archaea
- 471 Eukaryotes

Total projects: 184088

How to transform the massive amount of genome sequences, into scientific knowledge

Incomplete genomes: 23228


- 14584 Bacteria
- 218 Archaea
- 8166 Eukaryotes

Permanent Draft genomes: 144278

- 138651 Bacteria
- 1073 Archaea
- 4554 Eukaryotes

EUCARYA

471



ACAGACACTAACATAACAAAGAAGA

After Pace 1997

Viruses: • Completed: 3502 • Permanent draft: 5083

<https://gold.jgi.doe.gov>

Mathematics

Statistics

Bioinformatics

**Nucleotide & protein
sequences and related
information**

Biology

**Computer
Science**

Examples of used Mathematics & Statistics in Bioinformatics

Biology Information creates interesting research questions

Algorithms – Data Structure – Theory - Model

-Probability; Information Theory,

-Most statistical models: Bayesian, Maximum Likelihood, Parsimony,

Distribution: Binomial, Multinomial, Normal,

Statistical tests: t-test, Chi square test, F-test,

Similarity (score, distance,..)

Graph Theory,

Matrices: diagonalization, Eigen values, Eigen vectors, Sum, Products,..

Multidimensional data Analysis Methods (Principal Component Analysis,

Correspondence Analysis, Discrimination Analysis,...),

Clustering Methods (K-means, hierarchical clustering, Neighborhood,...),

Machine Learning,

Deep Learning Methods,

Support Vector Machines, Random Forests, Hidden Markov Models,

Bayesian Networks, Gaussian Networks

Neural Network,.....

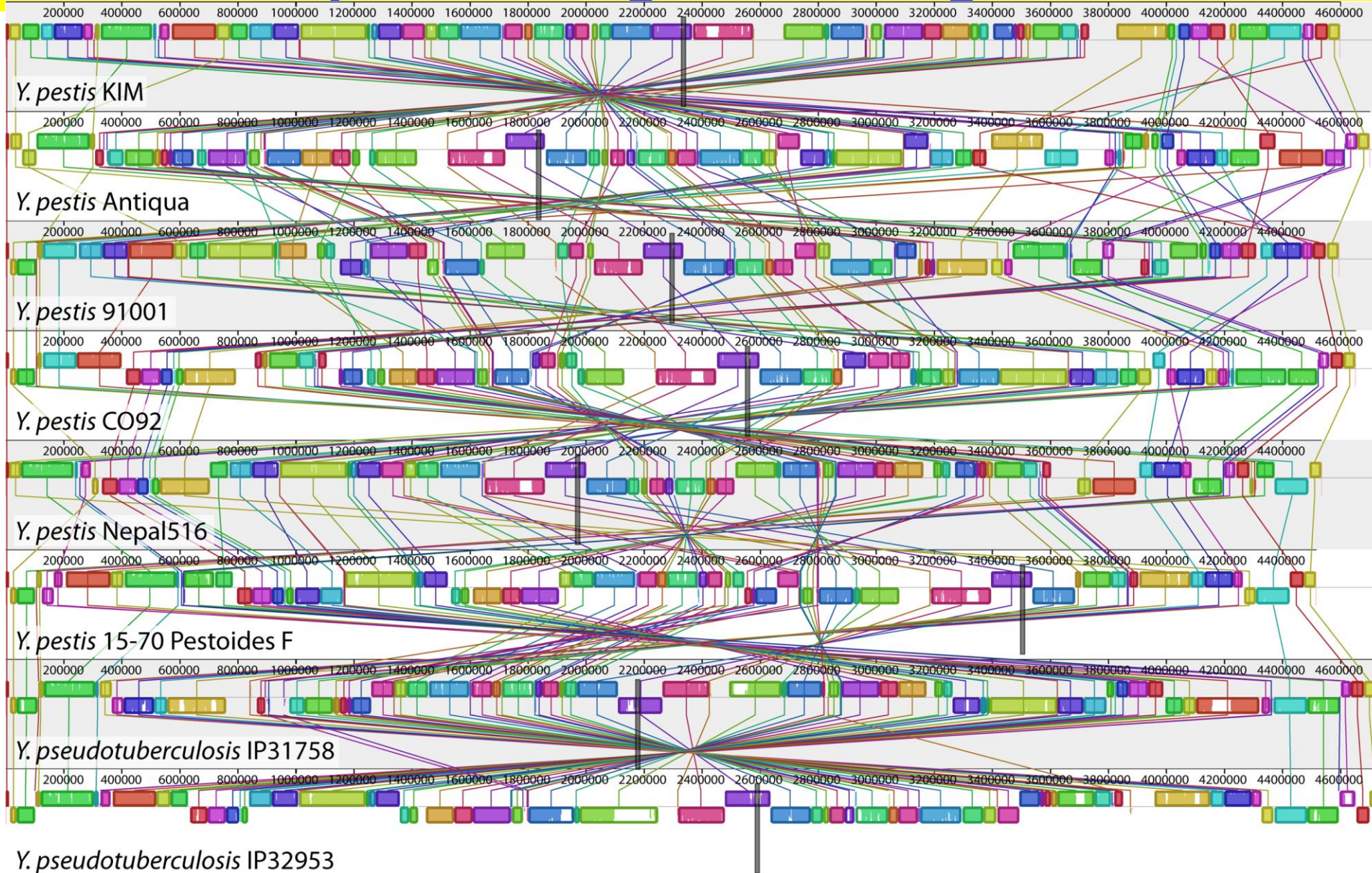
Bioinformatics in the genome era: Methods and Tools

- **Genome Assembly (most important step)**
- **Gene prediction resources**
- **Large-scale genome comparisons**
- **Phylogenomics - Evolution**
- **Whole genome alignments**
- **Genome Structural Variants**
- **Relationships visualization**

Large-scale genome comparisons

- Duplication (genes, chromosome segments, whole genome)
- Conservation (genes, chromosome segments);
- Specificity (species-specific genes);
- Inferring Paralogs, orthologs and clustering;
- Protein conservation profiles;
- Gene Transfer, introgression between species;
- Genome structural variant detection

Multiple whole genome alignments



Y. pseudotuberculosis IP32953

Aaron E. Darling, Istvan Miklos, Mark A. Ragan (2008). **Dynamics of Genome Rearrangement in Bacterial Populations.** PLoS Genet. 2008 July; 4(7): e1000128.

Large-scale comparative predicted proteomes revealed significant evolutionary processes:

Expansion, Exchange and Reduction

Evolutionary processes include:

Expansion*

gene duplication
segmental dup.
whole genome dup.

Ancestor

Phylogeny*

genesis

HGT

introgression

species genome

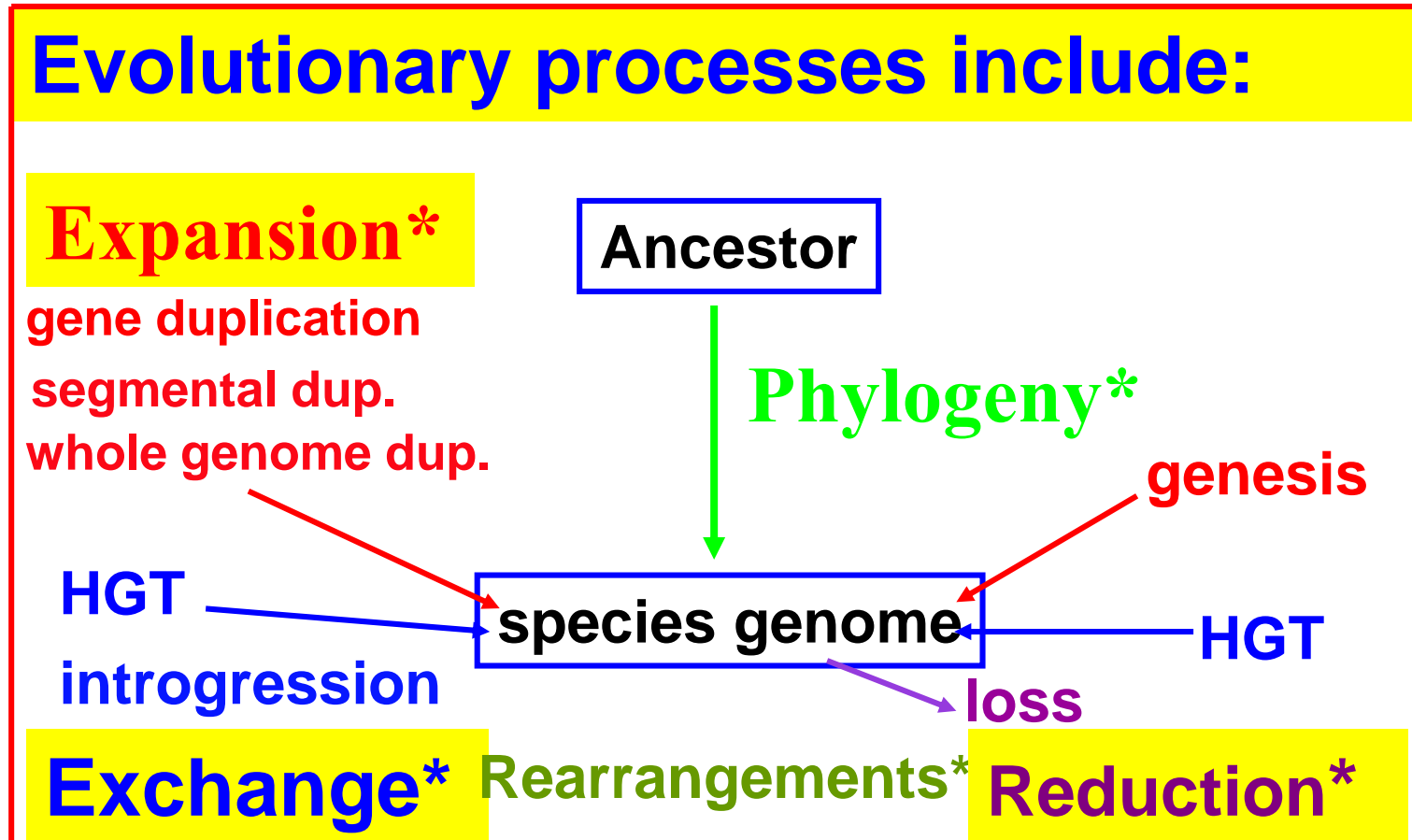
HGT

loss

Exchange*

Rearrangements*

Reduction*



HGT & introgression emerged as major evolutionary processes that shaped genomes

Not all our genes are from our ancestors - some are “foreign”!



Mušhušu (Serrush: serpent/dragon rouge). Ishtar gate. Pergamon Museum, Berlin

Genomic Structural Variant Detection

Two types:

- **Single nucleotide variants (1, few bases)**

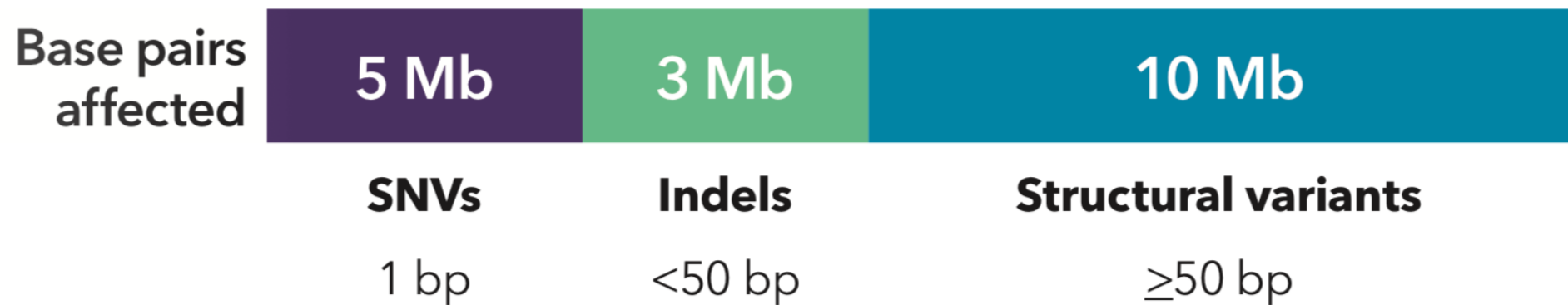
SNP, Insertion, Deletion, Indel, Substitution.

- **Large structural variants ($\geq 50\text{bp}$)**

CNV, Inversion, Translocation.

Quantification of Human Genetic Variation?

- Human genome has **~20,000 structural variants**, spanning 10 million base pairs, more than twice the number of bases affected by SNVs.



- **Structural variants of all types are known to cause Mendelian disease and contribute to complex disease**

TATTTGATTTTTTGGCTTAATTTTTATGTAATTACTIONTCCCCACAATTTTTGGCCACATATTGTGGATAAAT
ACCTTTAATCTAGAAATTACAATGAATGTTGTTGAAGAAGCACTTGGTGCTGTATTAAAAACTAAGAAGA
TTTCCACATTTTATTCACAATGTTGATAAGTTGTGTAAGTCGACTTGTGGCTTTATAAAGCAAATGACA
CACTGAAAGTTATCCACAAACAAATTTTTCAAAGTGTTTAAATCAAAAAGTTATCCACAAATAATGTGG
AAAACTTTTTAATAAATTTGTCGTTTCTTATGCTATCATAGTTTTACATAAATTATTAACACTACTATAGGG
AGGCAGTCATGAGTCCAAACAGCACATTATGGCAGACAATATTACAGGATTTAGAAAAACTATAACAACGA
GGAGACTTACAACGAGCTATTTCTACCAGTGACTTCTACTTTTTAAAGATCAAAAACGGATTACTTACAATG
GTTGTAGCTAATGAGTTCTTAAAGAATCGTATCAATAAACTATAACATTGCAAAAATTAACGAACTTGCTA
CAAAATATTCAAGTACTCCAGTTAGATTGAAATTCGTATCACAAGAAGAAGTTATTGAAGAACCAGTAGC
TGATCGTAAATTAACCATTGATTATCGTCAAGGGAACTTAAACTCTACCTATACCTTTGACTCTTTTTGTT

Examples of Large Projects of Genome Sequencing

CGTTTAACGACACGTTTTGAAGCTGGTCTCTCTGTAGACATACAAATACCTGAATTAGAACATAGAATAA
GTATTTTAAAGAGAAAAACAGCTACATTAGATGCCAACTTAGAGGTAAGTGAGGATATTTTAACCTTTAT
AGCATCTCAATTTGCAGCAAACATTAGAGAAATGGAAGGTGCACTCATTTCGTTTTAATTAGTTATGCACAG
ACCTTTAATCTAGAAATTACAATGAATGTTGTTGAAGAAGCACTTGGTGCTGTATTAAAAACTAAGAAGA
AAACAAATGATTTAAACGAAAATAACTACGATAAGATCCAAAGTATTGTAGCAGATTACTTCCAAGTTTC
ATTACCAGACTTAATTGGTAAGAAAAGACATGCTAAATTCACATTACCTAGACATATAGCGATGTATCTT
ATTAACTTAAATACAATATTCCTTATAAAACAATTGGATCTTTATTTAATGATAGAGACCACTCCACAG
TATTATCTGCTTGTGAAAAAGTAGAACGCGATATGAGGATGGATTCGAACTTAAAGTTTGCTGTTGACTC
GATTGTCAAAAAATAGATTCACCATTATTAAAGTGATAAATGTTTATAAAAATGATTAAATGTGGTAAA
ATAAATGGTAGATGAAGCGATTATTGCTAGTTTCCCCTTTCCCACAGACACTAACAAATAACAAAGAAGA
AATAATAATTAATAAAAAGGGGTAAAATATGAATTTTACAATTGAAAGAGATATACGTTTCAGTTAACCGGA

- **Human 1000 genomes project (2504 individuals)**

A global reference for human genetic variation

Nature 526, 68-74 (01 October 2015) doi:10.1038/nature15393

- **Genomic England: The 100K Genomes Project**

<https://www.genomicsengland.co.uk/the-100000-genomes-project/>

The project was established to sequence **100,000 genomes** from National Health Service **patients** affected by **rare diseases or cancer**.

- **100K Pathogen Genome Project**

<https://100kgenomes.org>

The 100K Pathogen Genome Project is producing genome sequences **of diverse pathogens** from **food**, animal **disease**, human disease, **wildlife**, and **environmental reservoirs** of those pathogens.

Genomic island

Nature Genetics 47,1221, 2015. <https://doi.org/10.1038/ng.3436>

- **Iceland** (<https://www.nature.com/articles/ng.3247>) (2015)
Whole genomes of **2,636 Icelanders**. <https://doi.org/10.1038/ng.3247>
- **The UK10K** (<http://www.uk10k.org/>)
([Nature](https://doi.org/10.1038/nature14962) 526, 82-90, 2015. <https://doi.org/10.1038/nature14962>.)
The UK10K project identifies **rare variants in health and disease**
- **The SardiNIA Project** (<https://sardinia.irp.nia.nih.gov/>)
Large project including 3400 complete sequenced genomes
Identify genetic bases for **prominent age-associated changes**

A 1000 Arab genome project to study the Emirati citizens

- **The project aims to sequence the genome of Emirati citizens. (10% of 11 million residents in the UAE).**

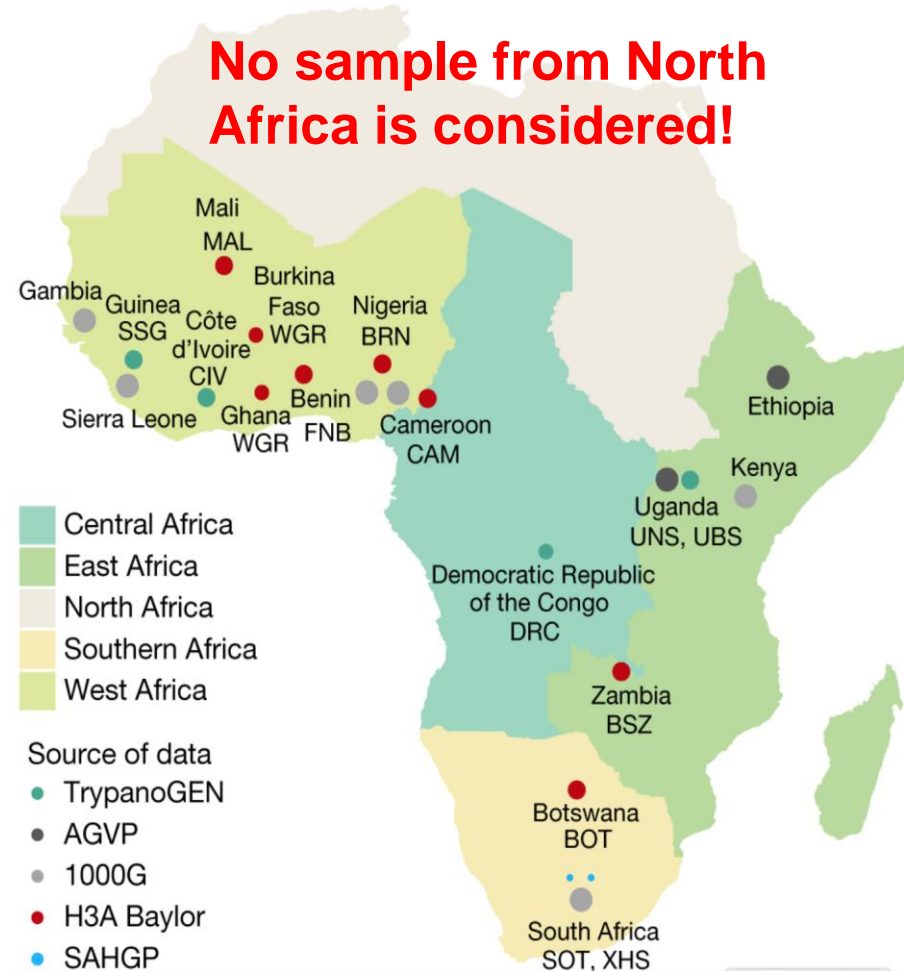
Goals include:

- **The creation of an Emirati genome reference**
- **The identification of specific genetic variations**
- **Provide genome data for future healthcare applications in the UAE**

Exploring the breadth of genomic diversity across Africa

2020

No sample from North
Africa is considered!



- Whole genome sequencing of **426 individuals**, from **50 ethnolinguistic groups**.

- **3 million (31,160,639) previously undescribed variants**
- **62 previously unreported chromosomes locations that are under strong selection pressure, predominantly found in genes that are involved in viral immunity, DNA repair and metabolism.**

Choudhury, A. *et al.* High-depth African genomes inform human migration and health. *Nature* 586, 741–748 (2020).

<https://doi.org/10.1038/s41586-020-2859-7>

Main ideas developed so far:

- Genomics and its implication in a variety of Domains**
- Availability of Massive amounts of genome data**
- Importance of Bioinformatics Methods & Tools**
- Many large Projects of Genome Sequencing**



Two examples of genome structural variants in human health

Microbiome

The Genome Aggregation Database (gnomAD)

<https://gnomad.broadinstitute.org>

- Genetic variants that **inactivate protein-coding genes** are a powerful source of information about the phenotypic consequences of gene disruption.
- To capture the extent of genome variation among a large group of individuals, the **Genome Aggregation Database (gnomAD)** has aggregated **15,708 whole genomes** and **125,748 exomes** (the protein-coding part of the genome).
- Analyses of these data provided a **catalogue of the different types of variation**, revealing their **potential functional impact** and how this information could help to **identify disease-causing mutations** and **guide on the choice of therapeutic protocols**.
- Also allowed to identify **443,769 high-confidence predicted Loss-Of-Function variants** (<https://doi.org/10.1038/s41586-020-2308-7>)

International Cancer Genome Consortium

(<https://icgc.org/>)

Cancer Genome Project (90 project teams) 84 tumor types

Biliary Tract Cancer Japan 🇯🇵	Biliary Tract Cancer Singapore 🇸🇬	Bladder Cancer China 🇨🇳
Bladder Cancer United States 🇺🇸	Blood Cancer China 🇨🇳	Blood Cancer Singapore 🇸🇬
Blood Cancer South Korea 🇰🇷	Blood Cancer United States 🇺🇸	Blood Cancer United States 🇺🇸
Blood Cancer United States 🇺🇸	Blood Cancer United States 🇺🇸	Bone Cancer France 🇫🇷
Bone Cancer United Kingdom 🇬🇧	Bone Cancer United States 🇺🇸	Brain Cancer Canada 🇨🇦
Brain Cancer China 🇨🇳	Brain Cancer United States 🇺🇸	Brain Cancer United States 🇺🇸
Breast Cancer China 🇨🇳	Breast Cancer European Union / United Kingdom 🇪🇺 🇬🇧	Breast Cancer France 🇫🇷

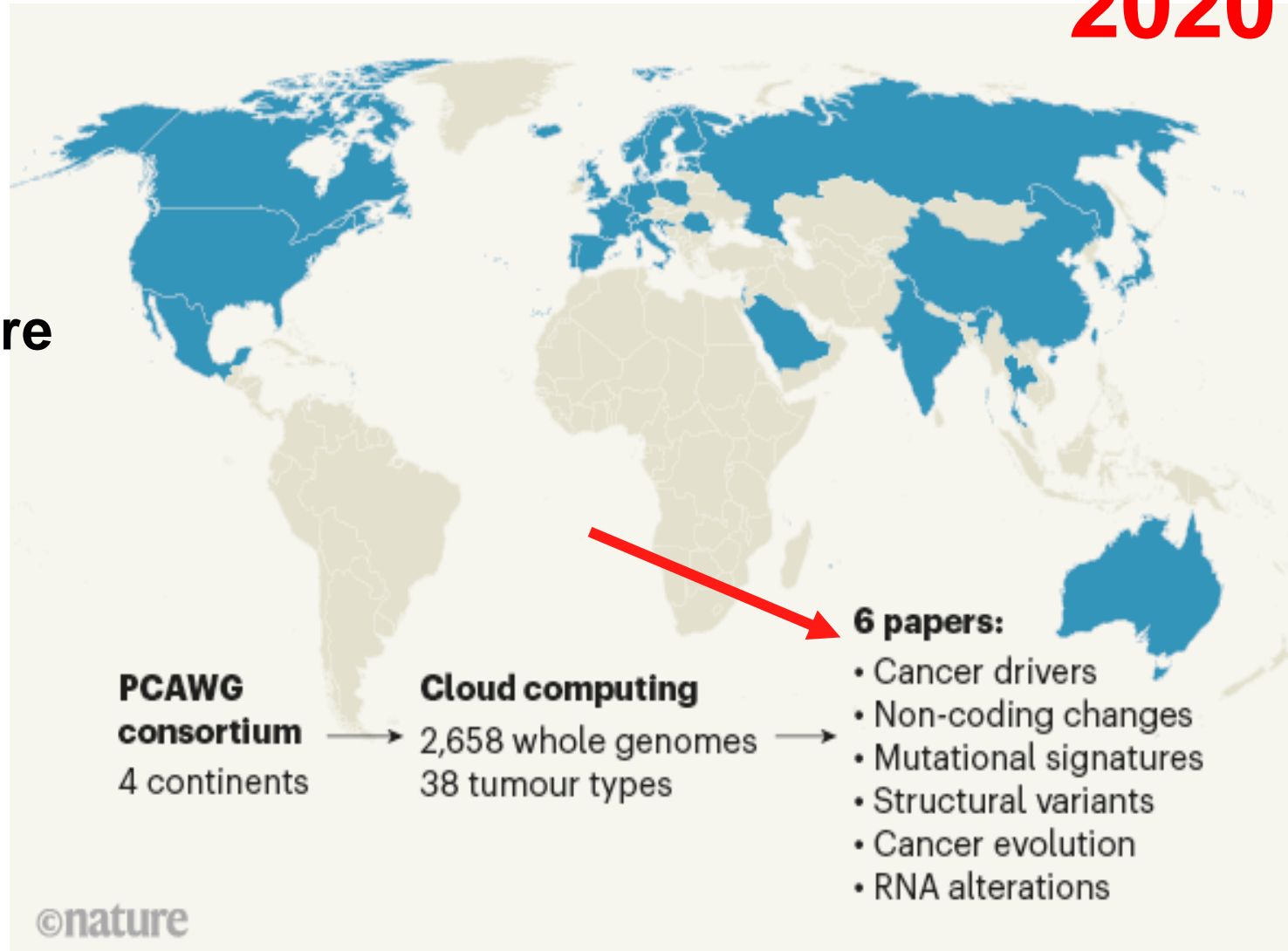
1. The ICGC aimed to define the genomes of 25,000 primary untreated cancers (the 25K Initiative).

2. The Pan Cancer Analysis of Whole Genomes (PCAWG), known as the Pan-Cancer Project, defined similarities and differences between cancer types.

Pan-cancer Analysis of Whole Genomes

2020

A massive international effort has yielded multifaceted studies of more than **2,658 tumours from 38 tissues**, generating a wealth of insights into the genetic basis of cancer.



The repertoire of mutational signatures in human cancer

- **Characterization of mutational signatures using 84,729,690 somatic mutations from 4,645 whole-genome and 19,184 exome sequences that encompass most types of cancer.**
- **Identification of mutational signatures: 49 single-base-substitution (SBS), 11 doublet-base-substitution (DBS), 4 clustered-SBS and 17 small insertion-and-deletion.**
- **This analysis provided a systematic perspective on the repertoire of mutational processes that contribute to the development of human cancer.**

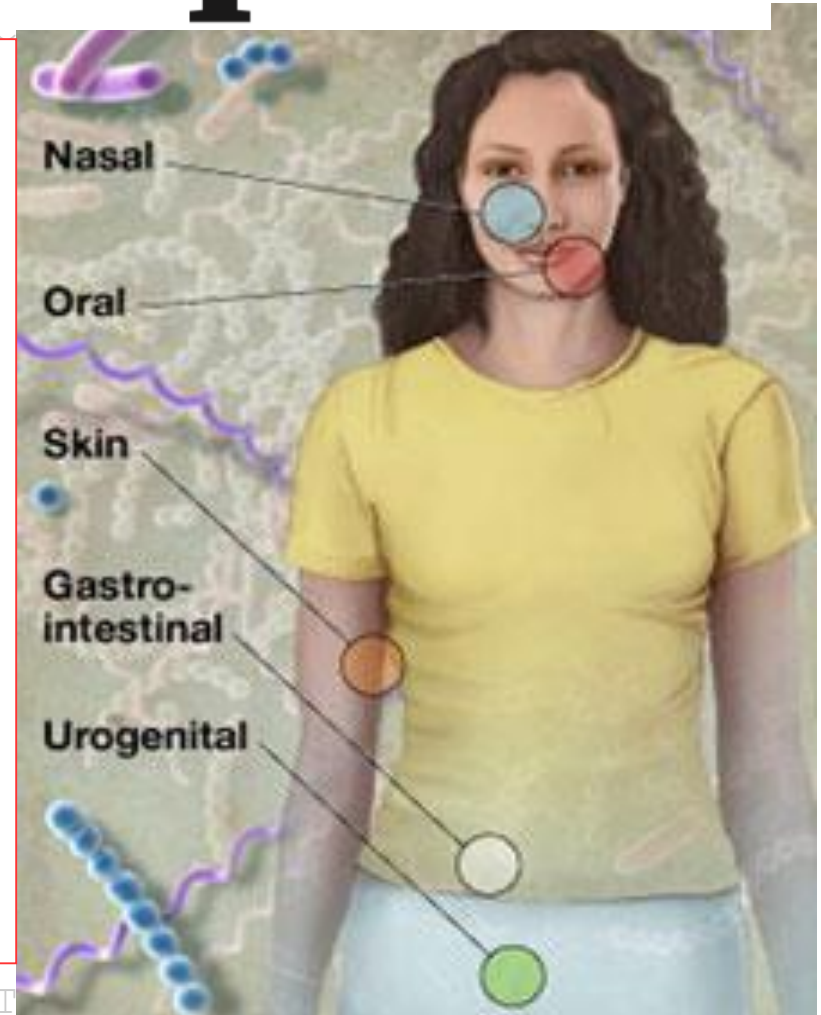
Metagenomics

The field of metagenomics is rapidly evolving and becomes a topic of great scientific and public interest.

Human Microbiome Project (HMP)

A bag of surprises

Aims to characterize microbial communities found in human body including: **nasal passages, oral cavities, skin, gastrointestinal tract, and uro-genital tract** and to **analyse the role of these microbes in human health and disease.**



ATAAATGGTAGATGAAGCGATTATTGCTAGTTTCCCACT

<http://commonfund.nih.gov/hmp/>

Microbiome studies have already allowed significant advances in many diseases

- Understanding the **relationships** between **gut microbes** and **host phenotypes** is critical for understanding **wellness** and **disease**.
- Recent studies showed **well-established links** between the diversity of for example a **healthy gut microbiome** and **protection against diseases**.

Nussinov R, Papin JA (2017) How can computation advance microbiome research? PLoS Comput Biol13(9): e1005547.

...Microbiome studies have already allowed significant advances in many diseases

- There is emerging **evidence** for **relationships between disruptions** in the **human microbiome** and among many other **diseases**:
 - **Cancer**,
Vogtmann E, Goedert JJ, (2016) Epidemiologic studies of the human microbiome and cancer. *British Journal of Cancer*, 114 (3) 237–42.
 - **Cardiovascular disease**,
Wang Z, et al. (2011). Gut flora metabolism of phosphatidylcholine promotes cardiovascular disease. *Nature* 472 (7341) 57–63 pmid:21475195.
 - **Obesity**,
Cox LM, et al. (2014) Altering the Intestinal Microbiota during a Critical Developmental Window Has Lasting Metabolic Consequences. *Cell* 158 (4) 725–721.

Microbiome studies have already allowed significant advances in many diseases

.....continued

- Food allergies,

Stefka AT, et al. (2014) Commensal bacteria protect against food allergen sensitization. *PNAS* 111 (36) 13145–13150 pmid:25157157.

- Asthma

Huang YJ, Boushey HA, (2015) The microbiome in asthma. *The Journal of Allergy and Clinical Immunology* 135 (1) 25–30.

• Microbiota has important roles in cancer therapy.

Roy S, Trinchieri G, (2017) Microbiota: a key orchestrator of cancer therapy. *Nature Reviews Cancer* 17, 271–285.

• The microbiome plays a critical role in immune systems development.

Zheng, D., Liwinski, T. & Elinav, E. *Cell Res* 30, 492–506 (2020).
<https://doi.org/10.1038/s41422-020-0332-7>

Health and disease markers correlate with gut 2020 microbiome composition

- Examination of the **gut microbiota** and **~150 host phenotypic features** across **~3,400 individuals** reveals associations between microbiome composition and host clinical markers and lifestyle factors.
- These results suggest, in order to improve host health, potential opportunities for targeted interventions that alter the composition of the microbiome.

Main ideas developed so far:

- **Investigations on structural variants in cancer genomics allowed to determine:**
 - **A catalogue of different types of variation**
 - **A repertoire of Mutational signatures**

- **Investigations on gut microbiome and disease shows links between:**
 - **Healthy gut microbiome and protection against diseases**
 - **Disruption in human microbiome and diseases**



Ancient Genome Sequencing

- **Sequencing technologies developments** have triggered considerable progress in the study of ancient DNA (aDNA), **enabling complete genomes of past humans and organisms to be reconstructed.**
- **Providing new insights into human migration, evolution, adaptation and disease susceptibility through time.**
- **Also the reconstruction of Ancient pathogens**



Fast evolving domain with continuous new discoveries

Late Pleistocene sites that have yielded Neanderthal DNA (red) and Denisovan DNA (blue)

2013



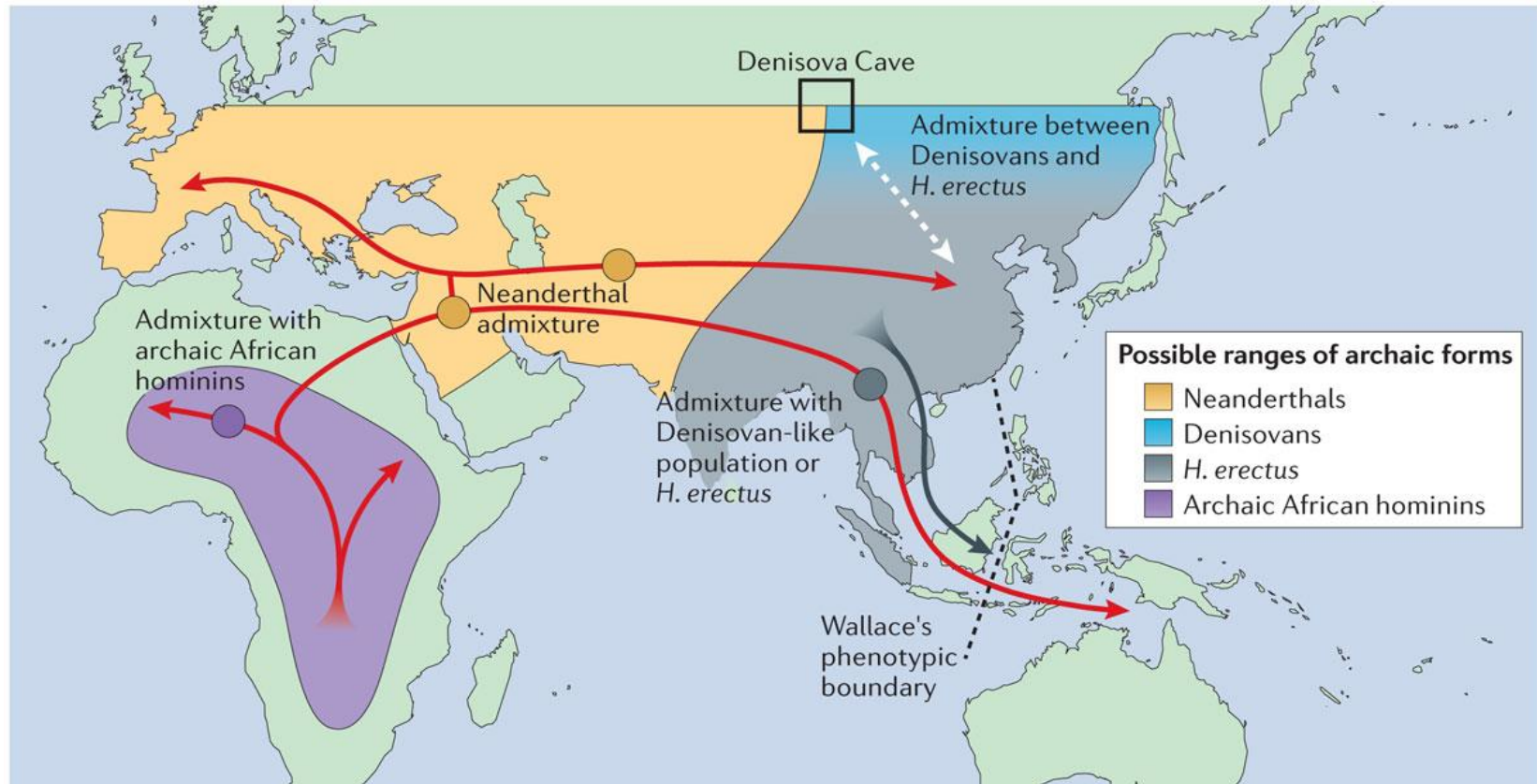
M Meyer *et al.* *Nature* 000, 1-4 (2013) doi:10.1038/nature12788

nature

A mitochondrial genome sequence of a hominin from Sima de los Huesos

The impact of whole-genome sequencing on the reconstruction of human population history

2014



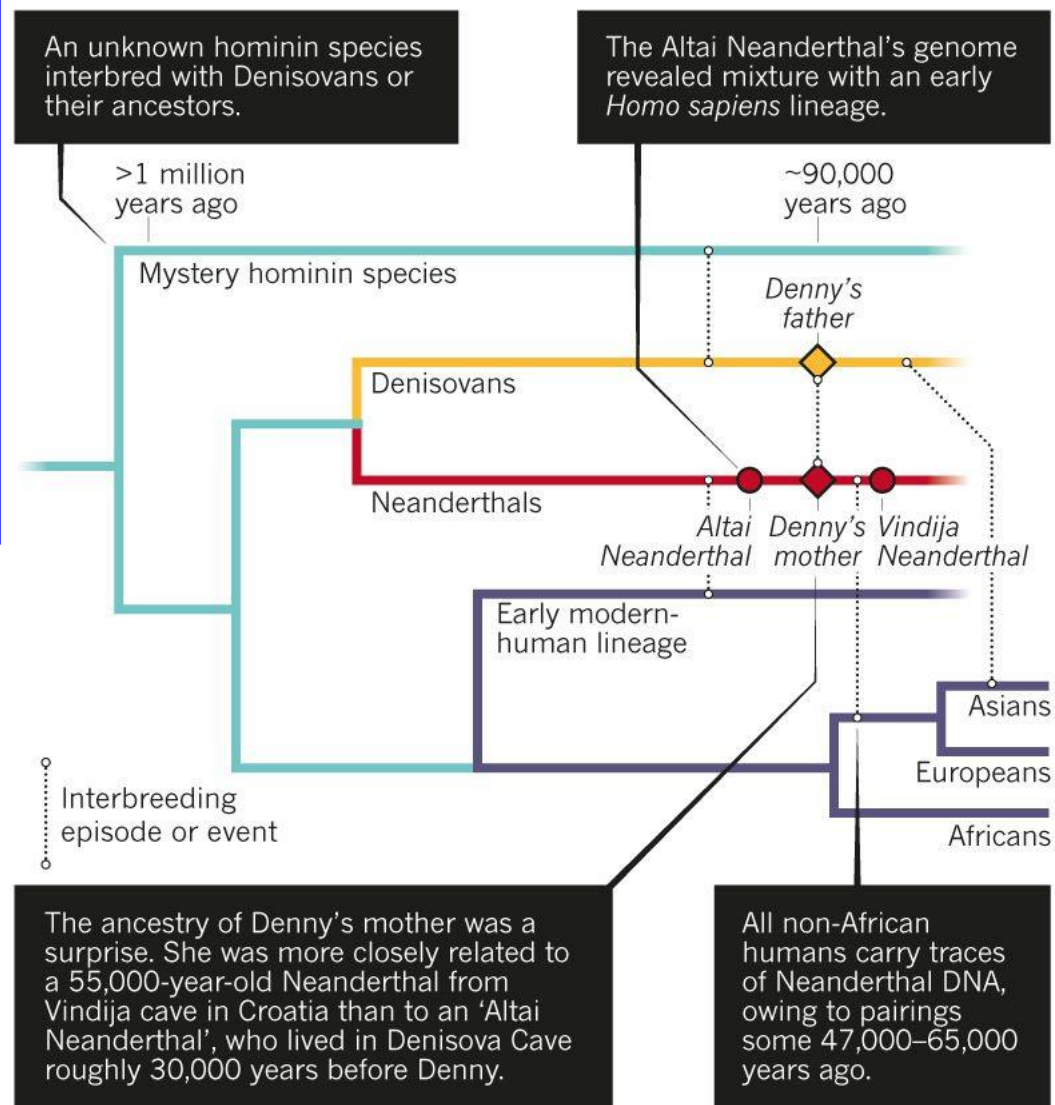
Nature Reviews | Genetics

Mum's a Neanderthal, Dad's a Denisovan: First discovery of an ancient-human hybrid dating 90 kyr ago in Siberia.

2018

TANGLED TREE

A female born to a Neanderthal mother and Denisovan father roughly 90,000 years ago — nicknamed Denny — is one of many examples of interbreeding between ancient human groups.



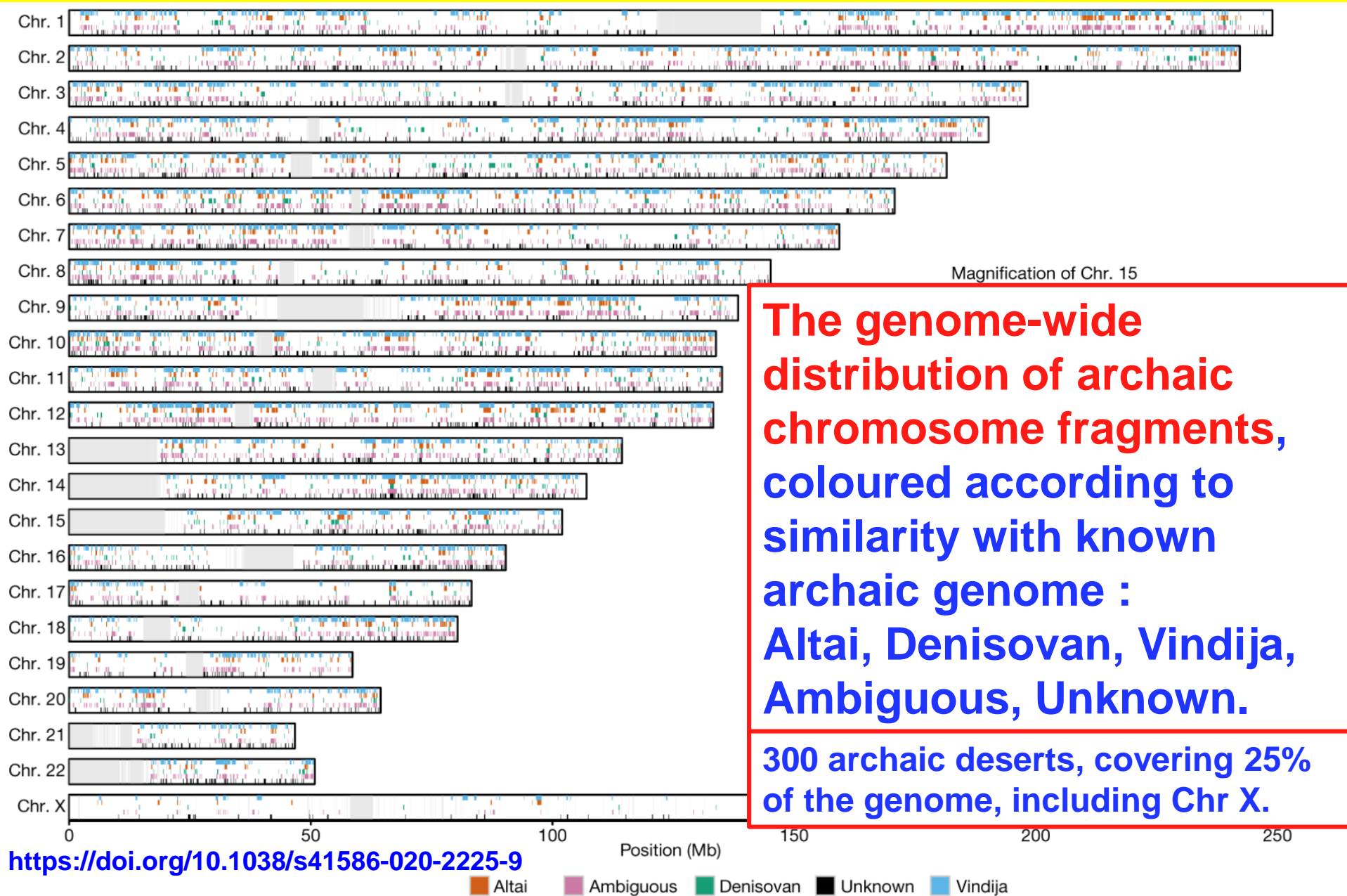
Although the girl's remains were found in Siberia, her Neanderthal DNA more closely matches a western European Neanderthal from Vindija Cave in Croatia — thousands of kilometers to the west — than an older Neanderthal from the same cave as the girl. That finding may mean that eastern Neandertals spread into western Europe sometime after 90,000 years ago, or that western Neandertals beat them to the punch, invading eastward into Siberia before 90,000 years ago and partially replacing the Neandertals living there. Researchers need to test more DNA from western European Neandertals to determine which scenario is correct.

©nature

The nature of Neanderthal introgression revealed by 27,566 Icelandic genomes 2020

- Whole-genome sequences from 27,566 Icelanders (10% of pop) to 292 Sub-Saharan complete genomes detected 14.4 million putative archaic chromosome fragments i.e found in Icelanders and not in Africans. (Africans assumed to have no Neanderthal introgression)
- After combining identical and overlapping fragments, the authors identified more than 56,388 distinct archaic fragments covering 38-48% of the readable genome.
- These archaic fragments carried 395,304 SNPs that are absent in Africans. Of these 147,925 were found in Denisovan, Altai Neanderthal and Vindija Neanderthal genomes (see distribution next slide).
- Note that nearly 300 “archaic deserts” where there are no archaic fragments; these cover nearly 25% of the genome, including the entire X chromosome.

84.5% of archaic fragments assigned to Altai or Vindija Neanderthal origin, 3.3% to Denisovan origin and 12.2% unknown origin. **2020**




<https://doi.org/10.1038/s41586-020-2225-9>

The half-million people in the UK Biobank hold the genetic legacy of Neanderthals and clues to how we are still evolving.

UK Biobank (UKB), a large database that holds genetic and phenotypic health records for 500,000 British volunteers.

2019



Neanderthal DNA legs predispose to traits such as propensity to sunburn, staying up late, depression, smoking, and feeling lonely.

Ann Gibbons (2019). *Spotting Evolution Among us*. *Science* 363, 6422, 21-23.

<https://doi.org/10.1126/science.363.6422.21>

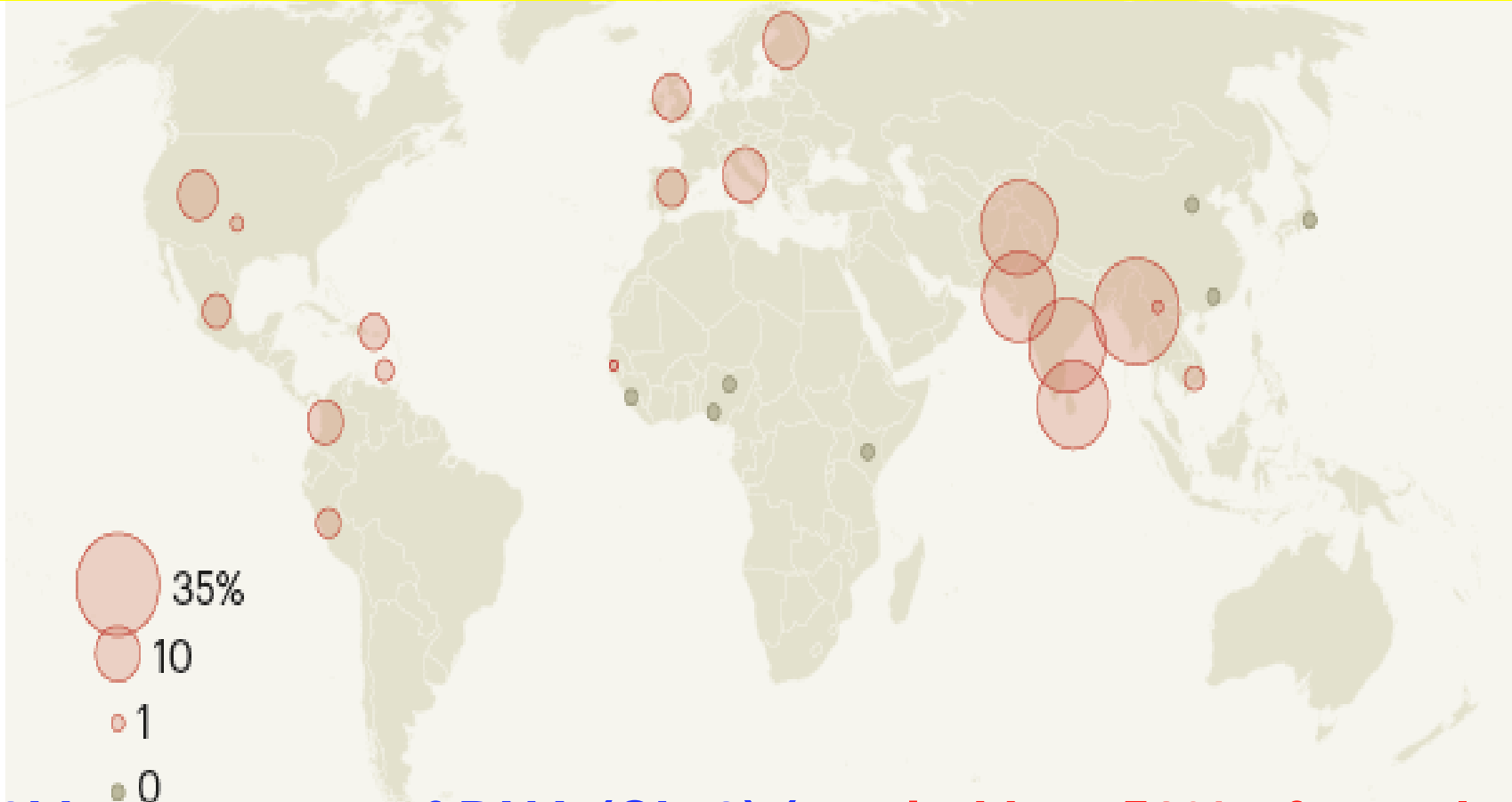
Neanderthal DNA highlights complexity of risk factors in modern humans

- Some **1–4%** of the modern human genome comes from ancient relatives: Denisovans and Neanderthals (50-60 kyr ago) (Green et al., 2010).
- Many of the surviving archaic genes are **harmful to modern humans**, and **are associated with infertility** and an **increased risk of disease**.
- But few archaic genes are beneficial:
 - the **Denisovan-like** version of a gene called ***EPAS1*** that helps modern **Tibetans to cope with life at extremely high altitudes**,
 - a Neanderthal gene that increases sensitivity to pain and others that help us fend off viruses.

•Hu H, et al. (2017) Evolutionary history of Tibetans inferred from whole-genome sequencing. PLoS Genet 13(4): e1006675. [https:// doi.org/10.1371/journal.pgen.1006675](https://doi.org/10.1371/journal.pgen.1006675)

•<https://doi.org/10.1038/d41586-020-02957-3>

The major genetic risk factor for severe COVID-19 is inherited from Neanderthals



A 50kb sequence of DNA (Chr3) (carried by ~50% of people in south Asia and ~16% of people in Europe) is associated with severe respiratory failure upon COVID-19 infection.

This genomic segment is inherited from Neanderthals.

Zeberg, H. & Pääbo, S. *Nature* <https://doi.org/10.1038/s41586-020-2818-3>. (2020)

Ancient Pathogens: Collapse of Aztec society linked to catastrophic *salmonella enterica* outbreak

- Ancient bacterial DNA recovered from several of the victims matched that of *Salmonella*, based on comparisons with a database of more than 2,700 modern bacterial genomes.



- DNA of 500-year-old bacteria is first direct evidence of the worst epidemic in human history that devastated Mexico's native population by killing more than 80% of them.

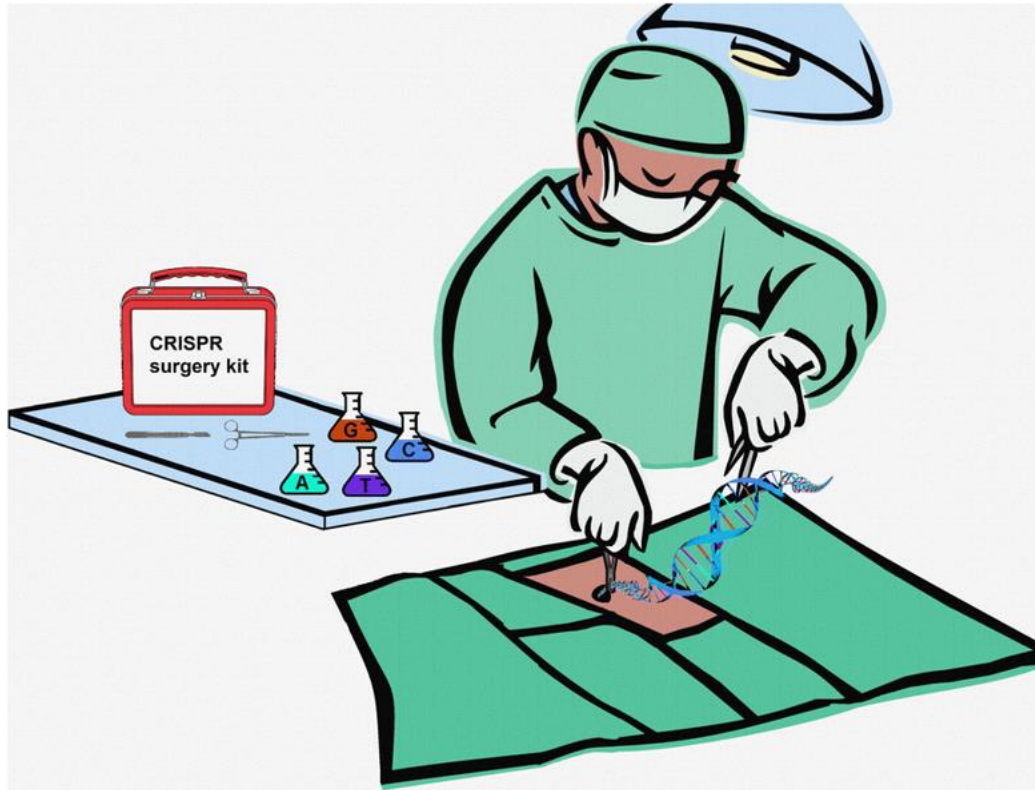
2018

Main ideas developed so far:

- **Reconstruction of ancient human genomes:
Neanderthal and Denisovan**
- **DNA legs in modern human and consequences**
- **Ancient Pathogen genomes highlight on historical
catastrophic epidemics**

IV

Genome Editing



“Understanding by creating”

inspired the efforts to generate synthetic cells.

Special reviews on synthetic biology:

<https://www.nature.com/nature/focus/synbio/index.html>

Kannan K and Gibson DG. 2017. Yeast genome, by design. *Science*, 2017;35pp.1024-1025

Genome Project-write: GP-write

<http://engineeringbiologycenter.org>

Synthesis of Large Genomes: To Understand Life

**GP-write will enable scientists to move beyond
Observation to Action.**

Minimal Genome

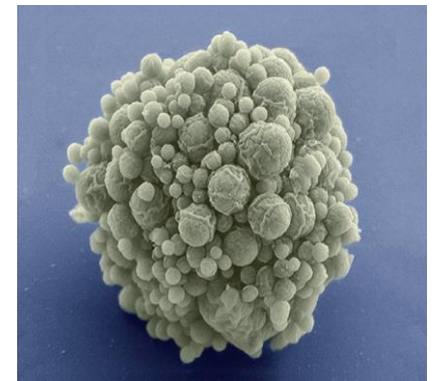
(Minimum genetic material needed for life)

2016 Designing and building a minimal bacterial genome

it was possible to reduce the size of the *Mycoplasma mycoides* genome by around 50% with retention of quasi-essential genes, producing JCVI-syn3.0 (531 kilobase pairs, 473 genes).

Procedure:

- Redesigning genome segments by computer,
- Chemically synthesizing the fragments, then
- Assembling them.



Another kind of minimization: codon reduction

2019

Through design, synthesis and assembly, it was possible to construct an *E. coli* genome that uses only **61** of the **64** available codons in its protein-coding sequences, **replacing 2 serine codons and one stop codon with synonyms.**

Fredens, J. *et al. Nature* 569, 514–518 (2019)

The Synthetic Yeast Genome Project (Sc2.0)

2017

One-third of the 16 chromosomes in the *Saccharomyces cerevisiae* yeast genome have been designed and synthesized

Now fully completed and started a new SC3.0 project. 2020

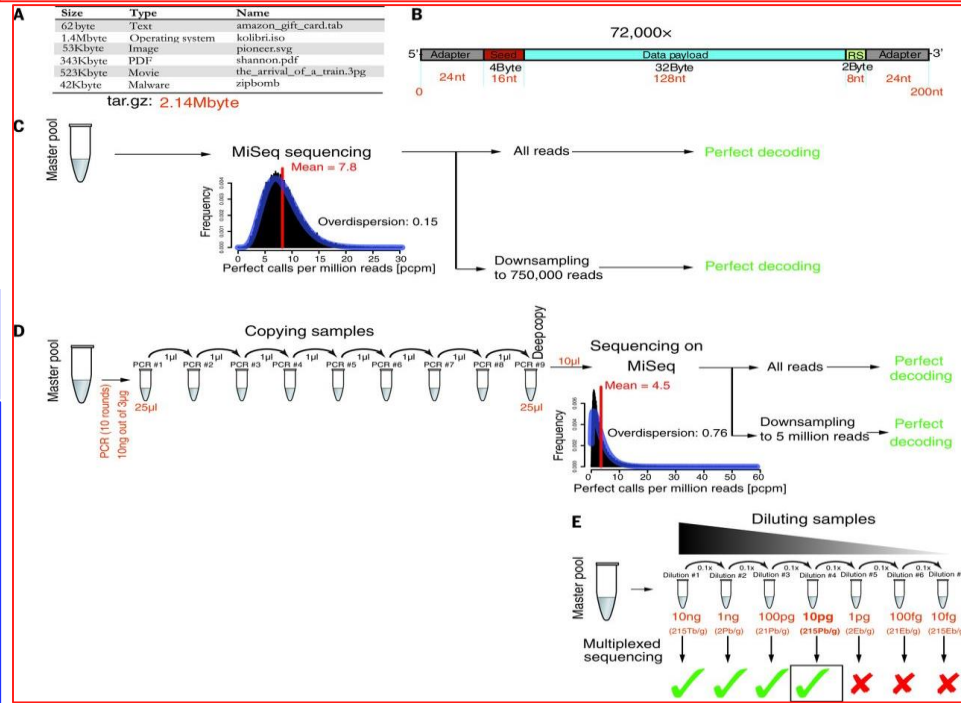


Richardson SM, et al. Design of a synthetic yeast genome. *Science*. 2017;355(6329):1040–4.

Illustration of a hypothetical yeast genome structure model encompassing all synthetic chromosomes (gold) completed to date (white, native chromosomes). **One-third of the chromosomes in the yeast genome have now been designed and synthesized** by the Synthetic Yeast Genome Project (Sc2.0). A three-dimensional model of the chromosomes was generated with the Hi-C method. An "envelope" (thick tube shapes) represents the population of chromosome-interacting molecules; translucent tips reveal a 30-nanometer fiber modeled inside.

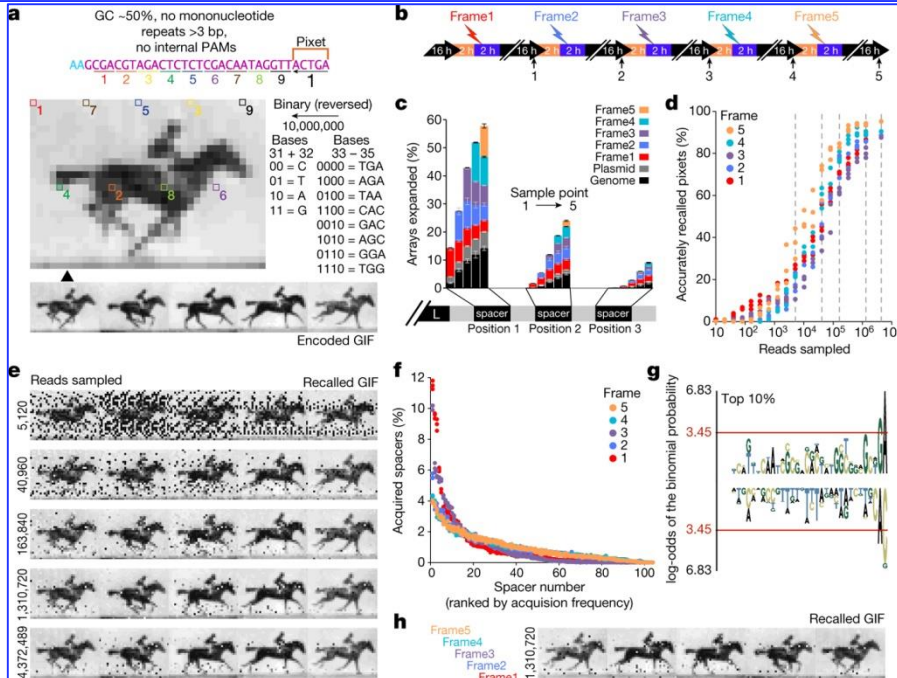
Other applications involving DNA in storing data

Experimental setting for storing data on DNA



Yaniv Erlich, and Dina Zielinski *Science* 2017;355:950-954
DOI: 10.1126/science.aaj2038

CRISPR-Cas encoding of a digital movie into the genomes of a population of living bacteria



Shipman SL et al. *Nature* 547, 345–349 (2017).
<http://dx.doi.org/10.1038/nature23017>

Conclusions

- **Genomics and Bioinformatics full disciplines, self-improving with successive new advances.**

Thanks to the increasing complementarity between Mathematics, Statistics, Computer science and Biology.

Perspectives

=> Create opportunities for Young researchers to develop the necessary skills and excel in Genomics and Bioinformatics

- Universities should **fully integrate** Bioinformatics and Genomics into their curriculum.**
- Create a favourable environment to foster research development in these domains:**

Genome Research Institute!

- **Set up of a “1000 Tunisian Genome Project”!**

- **Tunisian population is known by its cultural diversity and origin.**



- **Central position in the Mediterranean area.**

- **The structure of the Tunisian population genetic diversity has to be investigated!**

Mediterranean Genome Project!

Given the historical depth of the Mediterranean people, involving many successive waves of exchange between European and African, it would be an amazing project to consider whole genome sequencing of humans from all around the Mediterranean Sea.



It is up to motivated local researchers and Funding agencies to enrich scientific knowledge by enlightening on human genomes in this area.

Comment on : Choudhury, A., Aron, S., Botigué, L.R. *et al.* High-depth African genomes inform human migration and health. *Nature* **586**, 741–748 (2020). <https://doi.org/10.1038/s41586-020-2859-7>

Fredj Tekaiia, Abdellatif Bodabous

Acknowledgements

Professor Habiba Bouhamed Chaabouni

Directrice du département des sciences de l'Académie Tunisienne des Sciences des Lettres et des Arts, Beit al-Hikma, Tunis.

Madame Thouraya Lasram

Directrice Administrative de l'Académie
Coordinatrice générale des affaires scientifiques et de la coopération internationale

Monsieur Nizar Yakoubi

Technicien Informatique à l'Académie
For his help in setting up the technical communication.

Professor Abdellatif Boudabous

Fac. Des Sciences, Université Tunis El Manar

Stay up to date with the scientific literature

- Young Researchers should keep up to date with the Scientific literature
- Follow up of the main scientific journals (Thanks to the Open Access Initiatives)
- Sign up for TOCs (Table Of Contents)

Follow up of the main scientific journals

- **Nature:** <http://www.nature.com/>
- **Nature Genetics** <http://www.nature.com/nrg/index.html>
- **Sciences:** <http://www.sciencemag.org/magazine>
- **Genome Research:** <http://genome.cshlp.org/>
- **Plos Biology:** <https://journals.plos.org/plosbiology/>
- **Plos Computational Biology:**
<https://journals.plos.org/ploscompbiol/>
- **BMC Genomics:**
<https://bmcbgenomics.biomedcentral.com>
- **Current Biology:**
<http://www.cell.com/current-biology/home>
- **Daily follow up of literature about microbiome:**
<https://microbiomedigest.com>
- **PubMed:** <http://www.ncbi.nlm.nih.gov/pubmed/>

References

- **Large-scale Genome Analyses**

http://webext.pasteur.fr/tekaia/BCGAIPT2018/TALKS/Tekaia_BCGAIPT2018_LargeScaleGenomeAnal.pptx

- **Bioinformatics & Genome Analyses course**

https://webext.pasteur.fr/tekaia/BGA_courses.html

https://webext.pasteur.fr/tekaia/BCGA_WProgs.html

- **Designing and running an advanced Bioinformatics and genome analyses course in Tunisia.**

PLoS Comput Biol 15(1): e1006373.

<https://doi.org/10.1371/journal.pcbi.1006373>

- **Enhancing Bioinformatics and Genomics Courses: Building Capacity and Skills via Lab Meeting Activities.**

BioEssays. 2020. 42(10):e2000134. doi:10.1002/bies.202000134.

- <https://webext.pasteur.fr/tekaia/tekaia.publications.html>

